











DWG No.	HG/000/DWG-05			
Drawing	Electrical Layout			
DRAWN BY	CHKD By	SIZE	DATE	FILE NAME
SACHIN	JOHN	INCH	16/11/2021	








NOTE
 All Dimensions are in inch
 All Levels indicated are in inch
 This drawing is sole property of Mr. Balveer
 For any further use prior approval is needed

Company - Acuite Ratings
 Ratings & Research Limited
 Address - 603 Lodha Supremus

Size - Inches
 Cabin - 4
 conference Room - 1
 Visitor Room - 2
 Toilet - 1
 Pantry - 1
 Workstation - 24

-  Glass Partition
-  Wooden Partition
-  Brick Wall
-  Glass Door
-  Wooden door
-  Pillar

-  Ceiling light
-  Switch
-  looping cabling
-  Main Electrical Panel

-  005 Access Control Point
-  006 Access Control point
-  007 Access Control point
-  008 Microwave
-  009 water purifier point
-  010 water Dispenser
-  011 Extra Socket point

NOTE
 * each workstation table will have 1 socket 1 switch and 1 USB top on the table and Below table 1 Socket and 1 switch
 * All cabin will have 2 cat 6 cable and 2 socket and 3 switch
 * Extra Point will be 15A Socket with 2.5mm cable